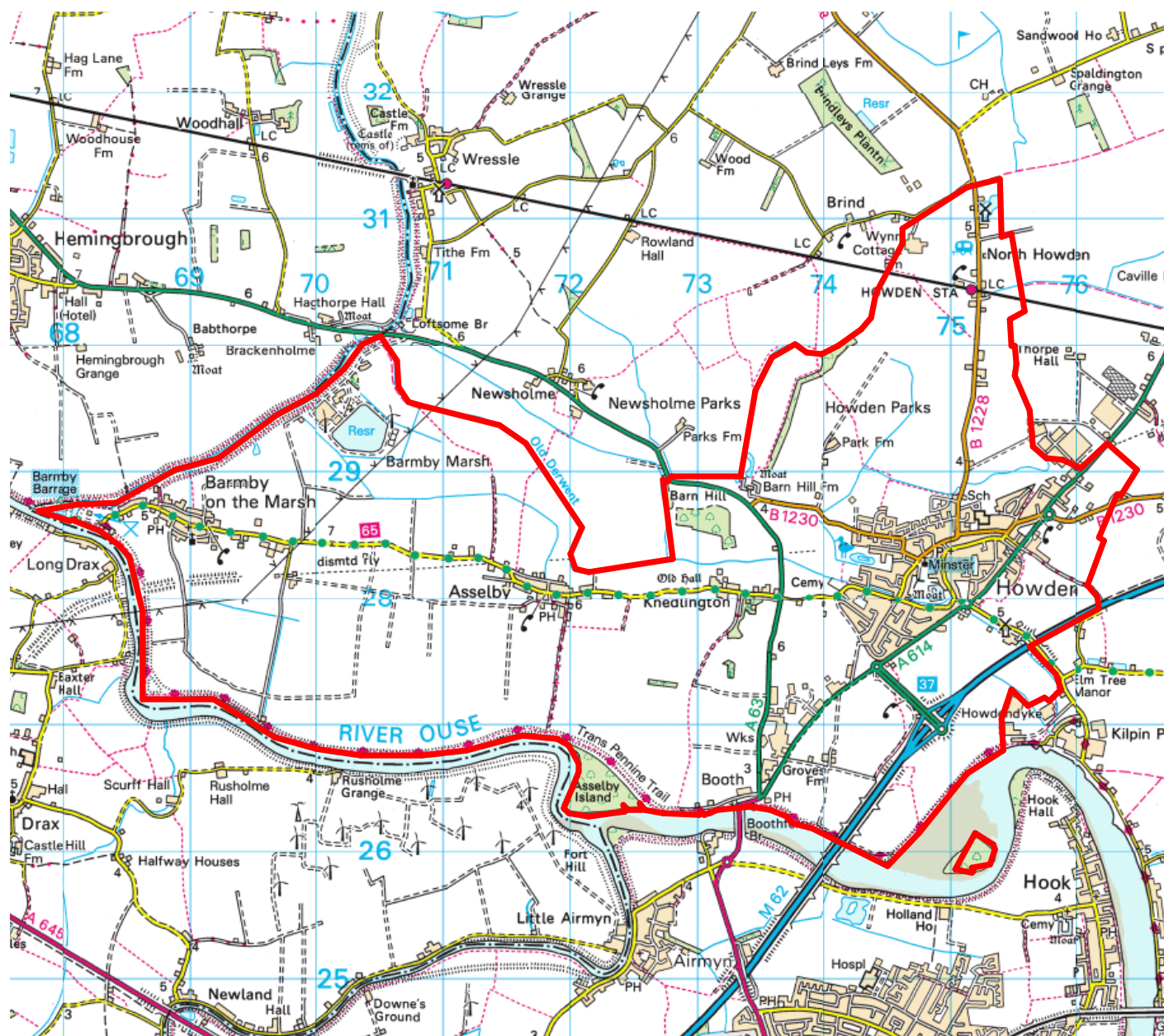




Study area **Howden (Ward 2020)**, compared with **England (Country 2021)**

REPORT PART 2

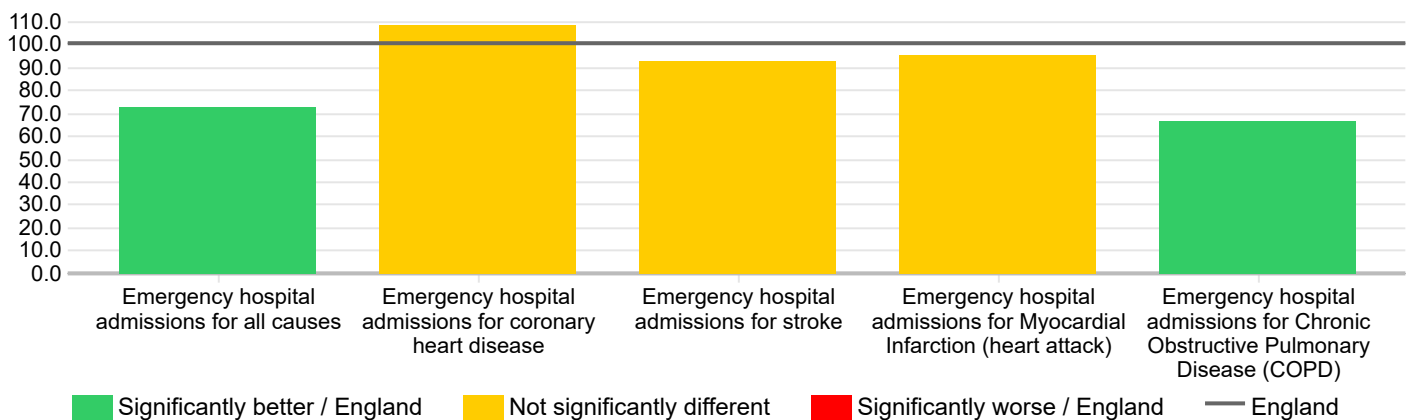
Presentation map



Study area **Howden (Ward 2020)**, compared with **England (Country 2021)****REPORT PART 2 - EMERGENCY HOSPITAL ADMISSIONS****Emergency Hospital Admissions, 2015 to 2016, to 2019 to 2020, Standardised Admission Ratios (SARs)**

Indicators	Howden	East Riding of Yorkshire (LTLA 2021)	East Riding of Yorkshire (UTLA 2021)	England
Emergency hospital admissions for all causes (SAR)	72.3	83.2	83.2	100.0
Emergency hospital admissions for coronary heart disease (SAR)	108.0	103.2	103.2	100.0
Emergency hospital admissions for stroke (SAR)	92.3	97.2	97.2	100.0
Emergency hospital admissions for Myocardial Infarction (heart attack) (SAR)	95.1	98.8	98.8	100.0
Emergency hospital admissions for Chronic Obstructive Pulmonary Disease (COPD) (SAR)	66.4	81.4	81.4	100.0

Source: Hospital Episode Statistics (HES) NHS Digital

**Emergency Hospital admissions, 2015 to 2016, to 2019 to 2020, Standardised Admission Ratios (SARs),
Howden**

Source: Hospital Episode Statistics (HES) NHS Digital

Study area **Howden (Ward 2020)**, compared with **England (Country 2021)****REPORT PART 2 - HOSPITAL ADMISSIONS - HARM AND INJURY****Hospital admissions - harm and injury,**

Indicators	Howden	East Riding of Yorkshire (LTLA 2021)	East Riding of Yorkshire (UTLA 2021)	England
Hospital stays for self harm	23	2,338	2,338	529,295
Hospital stays for alcohol related harm (Broad definition) (SAR)	N/A	N/A	N/A	5,529,515
Hospital stays for alcohol related harm (Narrow definition)	N/A	N/A	N/A	1,659,677
Emergency admissions for hip fracture aged 65+	27	2,379	2,379	291,914

Source: Hospital Episode Statistics (HES) NHS Digital

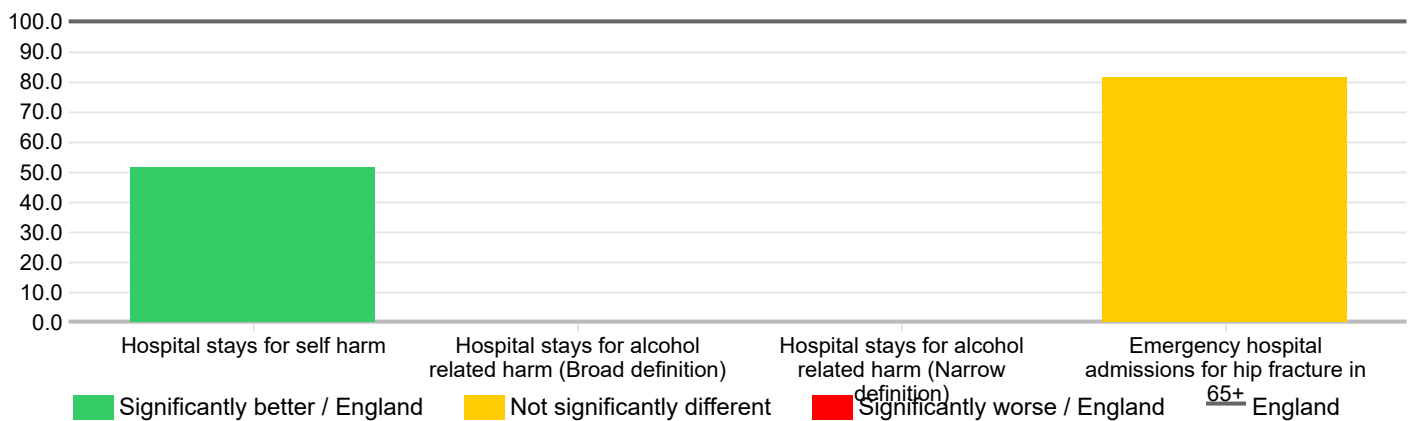
Hospital admissions - harm and injury

Indicators	Howden	East Riding of Yorkshire (LTLA 2021)	East Riding of Yorkshire (UTLA 2021)	England
Hospital stays for self harm (SAR)	51.4	80.7	80.7	100.0
Hospital stays for alcohol related harm (Broad definition) (SAR)	N/A	N/A	N/A	100.0
Hospital stays for alcohol related harm (Narrow definition) (SAR)	N/A	N/A	N/A	100.0
Emergency hospital admissions for hip fracture in 65+ (SAR)	81.0	100.1	100.1	100.0

Source: Hospital Episode Statistics (HES) NHS Digital

Hospital admissions - harm and injury,

Howden



Source: Hospital Episode Statistics (HES) NHS Digital



Study area **Howden (Ward 2020)**, compared with **England (Country 2021)**

REPORT PART 2 - CANCER INCIDENCE

Cancer Incidence, 2012 to 2016, numbers

Due to disclosure rules this data is not available at MSOA or CCG level, please see metadata for details.

Indicators	Howden	East Riding of Yorkshire (LTLA 2021)	East Riding of Yorkshire (UTLA 2021)	England
All cancer	171	12,082	12,082	1,546,574
Breast cancer	26	1,662	1,662	231,643
Colorectal cancer	31	1,419	1,419	176,113
Lung cancer	21	1,466	1,466	194,515
Prostate cancer	16	1,806	1,806	215,422

Source: English cancer registration data from the National Cancer Registration and Analysis Services' Cancer Analysis System (AV2018 CASREF01), National Statistical Postcode Lookup (May 2020)

Cancer Incidence, 2012 to 2016, standardised incidence ratio (SIR)

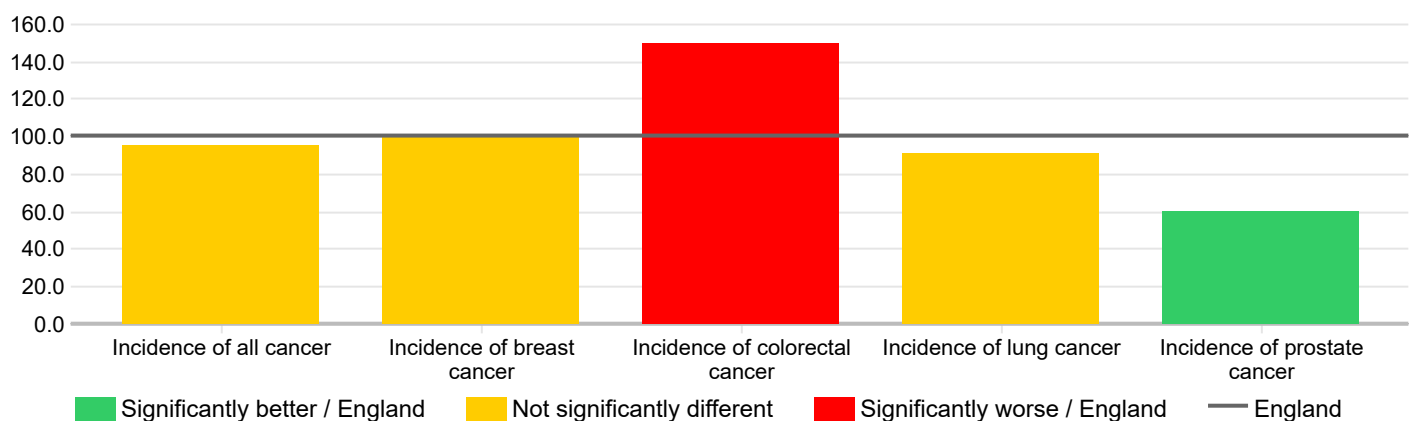
Due to disclosure rules this data is not available at MSOA or CCG level, please see metadata for details.

Indicators	Howden	East Riding of Yorkshire (LTLA 2021)	East Riding of Yorkshire (UTLA 2021)	England
Incidence of all cancer (SIR per 100)	94.8	98.5	98.5	100.0
Incidence of breast cancer (SIR per 100)	99.6	94.3	94.3	100.0
Incidence of colorectal cancer (SIR per 100)	149.7	99.9	99.9	100.0
Incidence of lung cancer (SIR per 100)	90.7	91.3	91.3	100.0
Incidence of prostate cancer (SIR per 100)	59.8	100.5	100.5	100.0

Source: English cancer registration data from the National Cancer Registration and Analysis Services' Cancer Analysis System (AV2018 CASREF01), National Statistical Postcode Lookup (May 2020)

Cancer Incidence, 2012 to 2016, standardised incidence ratio (SIR)

Due to disclosure rules this data is not available at MSOA or CCG level, please see metadata for details. - Howden



Source: English cancer registration data from the National Cancer Registration and Analysis Services' Cancer Analysis System (AV2018 CASREF01), National Statistical Postcode Lookup (May 2020)



Study area **Howden (Ward 2020)**, compared with **England (Country 2021)**

REPORT PART 2 - LIFE EXPECTANCY

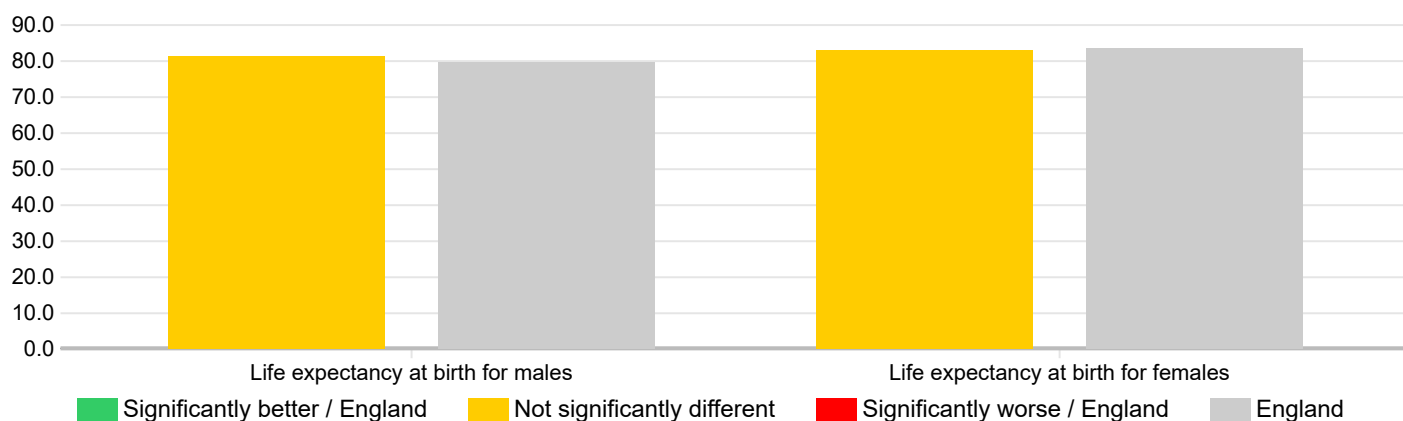
Life expectancy, 2015 to 2019, years

Indicators	Howden	East Riding of Yorkshire (LTLA 2021)	East Riding of Yorkshire (UTLA 2021)	England
Life expectancy at birth for males (years)	81.1	80.2	80.2	79.7
Life expectancy at birth for females (years)	82.6	83.6	83.6	83.2

Source: Office for National Statistics (ONS)

Life expectancy, compared to England. 2015 to 2019, years

Howden



Source: Office for National Statistics (ONS)

Study area **Howden (Ward 2020)**, compared with **England (Country 2021)****REPORT PART 2 - MORTALITY AND CAUSES OF DEATH - PREMATURE MORTALITY****Causes of deaths - premature mortality, 2015 to 2019, numbers**

Indicators	Howden	East Riding of Yorkshire (LTLA 2021)	East Riding of Yorkshire (UTLA 2021)	England
Deaths from all causes, under 75 years	72	5,508	5,508	786,709
Deaths from all cancer, under 75 years	29	2,300	2,300	312,706
Deaths from circulatory disease, under 75 years	18	1,274	1,274	169,705
Deaths from causes considered preventable, under 75 years, SMR	29	2,276	2,276	342,988

Source: Public Health England, produced from Office for National Statistics (ONS) data, Public Health England Annual Mortality Extracts (based on Office for National Statistics source data)

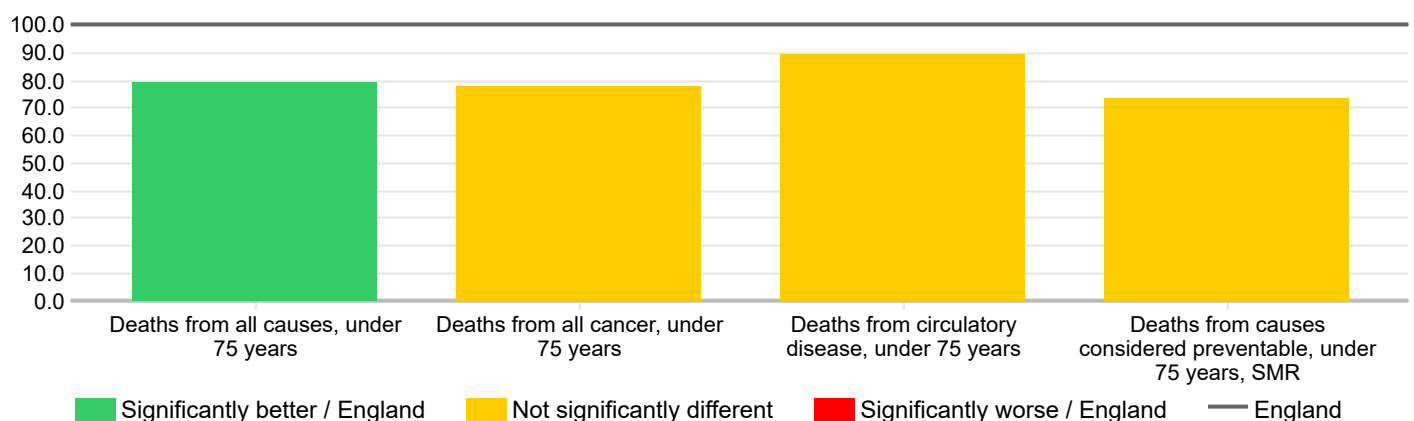
Causes of deaths - premature mortality, 2015 to 2019, Standardised Mortality Ratios (SMR)

Indicators	Howden	East Riding of Yorkshire (LTLA 2021)	East Riding of Yorkshire (UTLA 2021)	England
Deaths from all causes, under 75 years (Standardised mortality ratio (SMR))	78.6	89.9	89.9	100.0
Deaths from all cancer, under 75 years (Standardised mortality ratio (SMR))	77.2	91.5	91.5	100.0
Deaths from circulatory disease, under 75 years (Standardised mortality ratio (SMR))	88.9	93.8	93.8	100.0
Deaths from causes considered preventable, under 75 years, SMR (Standardised mortality ratio (SMR))	72.8	85.9	85.9	100.0

Source: Public Health England, produced from Office for National Statistics (ONS) data, Public Health England Annual Mortality Extracts (based on Office for National Statistics source data)

Causes of deaths - premature mortality, 2015 to 2019, Standardised Mortality Ratios (SMR)

Howden



Source: Public Health England, produced from Office for National Statistics (ONS) data, Public Health England Annual Mortality Extracts (based on Office for National Statistics source data)

Study area **Howden (Ward 2020)**, compared with **England (Country 2021)****REPORT PART 2 - MORTALITY AND CAUSES OF DEATH****Causes of deaths - all ages, 2015 to 2019, numbers**

Indicators	Howden	East Riding of Yorkshire (LTLA 2021)	East Riding of Yorkshire (UTLA 2021)	England
Deaths from all causes, all ages	254	19,520	19,520	2,487,211
Deaths from all cancer, all ages	83	5,442	5,442	683,919
Deaths from circulatory disease, all ages	66	5,243	5,243	622,286
Deaths from coronary heart disease, all ages	33	2,248	2,248	267,144
Deaths from stroke, all ages	13	1,336	1,336	149,721
Deaths from respiratory diseases, all ages	32	2,669	2,669	344,055

Source: Public Health England, produced from Office for National Statistics (ONS) data

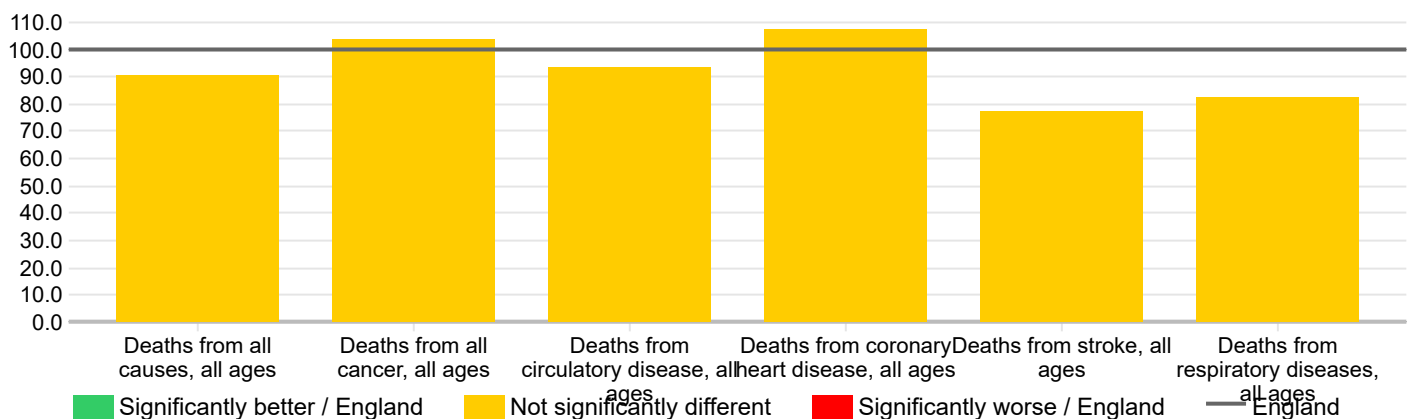
Causes of deaths - all ages, 2015 to 2019, Standardised Mortality Ratios (SMR)

Indicators	Howden	East Riding of Yorkshire (LTLA 2021)	East Riding of Yorkshire (UTLA 2021)	England
Deaths from all causes, all ages (Standardised mortality ratio (SMR))	90.2	98.9	98.9	100.0
Deaths from all cancer, all ages (Standardised mortality ratio (SMR))	103.2	97.8	97.8	100.0
Deaths from circulatory disease, all ages (Standardised mortality ratio (SMR))	93.2	105.4	105.4	100.0
Deaths from coronary heart disease, all ages (Standardised mortality ratio (SMR))	106.9	104.3	104.3	100.0
Deaths from stroke, all ages (Standardised mortality ratio (SMR))	77.0	111.8	111.8	100.0
Deaths from respiratory diseases, all ages (Standardised mortality ratio (SMR))	82.0	96.5	96.5	100.0

Source: Public Health England, produced from Office for National Statistics (ONS) data

Causes of deaths - all ages, 2015 to 2019, Standardised Mortality Ratios (SMR)

Howden



Source: Public Health England, produced from Office for National Statistics (ONS) data